



AMB/2.1000 Biaxial MEMS DC Response Accelerometer

$\pm 2g$ range, 1000mV/g sensitivity

The AMB range of accelerometers are Biaxial MEMS (micro electro mechanical system) DC response voltage output devices for testing at low frequency vibration measurement from DC (0Hz) and above. They are Biaxial (measuring in 2 directions simultaneously) variable capacitance design and are available with a 3m integral cable fitted with a 7pin connector to suit the DJB DCM-03 MEMS signal conditioning unit or alternatively as bare wires.

Ideally suited to low frequency vibration applications including low level vibration where high sensitivity is required.

Due to their ability to measure DC response they can also be used to measure constant gravity application.

The AMB/2.1000 has a range of $\pm 2g$ and a sensitivity of 1000mV/g, we recommend using with DJB's MEMS signal conditioner the DCM-03

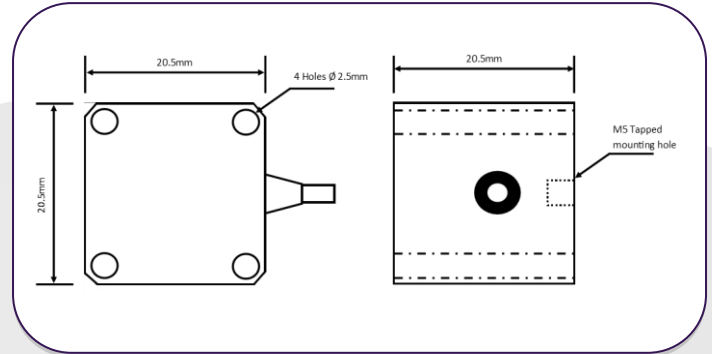
Features:

- Operational frequency range DC to 200Hz
- Integral cable with 7 pin connector or pigtails.
- DJB signal conditioner model DCM-03 available as an option
- Differential Capacitance operation
- Compact form and low mass
- Constant gravity measurement

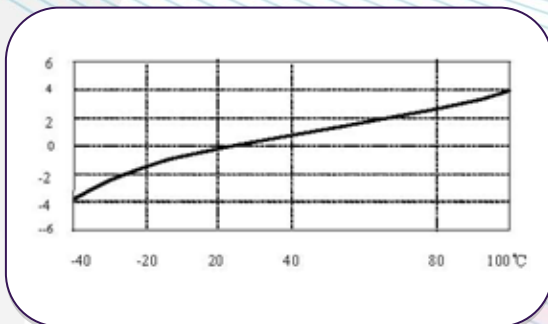
Applications:

- Auto/Aero structural body surveys
- Constant gravity measurements
- General vibration measurement
- Seismic vibration measurement
- Crash testing

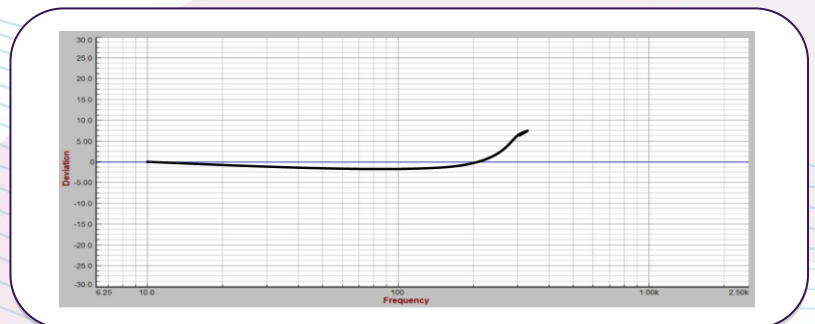
AMB/2.1000



Typical Temperature Response



Typical Frequency Response





**AMB/2.1000 Biaxial MEMS
DC Response Accelerometer**
±2g range, 1000mV/g sensitivity

	Metric	Imperial
Sensitivity (20°C)	100.97mV/(m/s ²)±10%	1000mV/g±10%
Measurement Range	±19.6m/s ² pk	±2g pk
Transverse sensitivity	≤5%	
Frequency Range (±5%)	DC to 200 Hz	
Frequency Range (±10%)	DC to 300Hz	
Mounted Resonance Frequency	5,000 Hz	
Temperature Range	-40 to +85°C	-40 to +185°F
Temperature Sensitivity	0.1 mV/°C	
Shock limit (No Supply)	34323m/s ²	±3,500g
Power Supply	+6 to +15 VDC	
Operating Current	≤5mA	
Offset Voltage	2.5±0.1VDC	
Noise(100Hz)	< 0.14mVrms	
Resolution	4mg (rms)	
Output impedance	< 100 Ω	
Weight (no cable)	23grams	0.81oz
Case material	Hard Anodized Aluminum	
Case sealing	Epoxy Resin	
Mounting	4 x Ø2.5mm holes or M5 tapped base	4 x Ø0.1inch holes or M5 tapped base
Integral Output Cable	3 meters	10ft
Cable Exit	Side	
Cable connector	7 pin connector (optional pigtailed)	
Size	20.5 x 20.5 x 20.5mm	0.81x 0.81 x 0.81 inches

Options:

- DCM-03 – 3 channel MEMS signal conditioning unit.
- Pigtail cable terminations